



CONFERENCE TABLES

Functionality meets style! Nomad provides a multipurpose solution to training and meeting facilities where space is shared or restricted.

The simple, quick-release mechanism flips the table into a vertical position and along with its ease of mobility becomes ideal for practical storage, simultaneously allowing a number of tables to nest with each other, easily passing through a single door with a one person operation.

Single tables can be configured in a layout to suit either the space or the occasion.

Also available in trapezoidal or semi-circular shapes.

All requirements are covered with this conference range providing stylish & functional solutions. The multitude of alternative shapes, sizes and designs, available in several elegant finishes, are products that will bring inspiration & creativity to any assembly.



320 CONFERENCE

Arrowhead	w	d	d	h	
MT320AR	3200	900	1000	720	£499.00
Tagg leg					
MT320TG	3200	900	1000	720	£630.00

Seats 10 to 12. Tagg leg version includes cable tray and 2 cable ports.



220 CONFERENCE

Arrowhead	w	d	d	h	
MT220AH	2200	1200	1000	720	£339.00
Tagg leg					
MT220TG	2200	1200	1000	720	£515.00

Seats 8 to 10. Tagg leg version includes cable tray and 1 cable port.



SQUARE CONFERENCE

Arrowhead	w	d	h	
SQ16	1600	1600	720	£599.00

Seats up to 8. Includes cable tray. Cable port optional. Please specify when ordering.



D-END CONFERENCE

	w	d	h	
MTDE2410	2400	1000	720	£379.00
MTDE2412	2200	1200	720	£420.00

Seats 8 to 10.



RECTANGULAR MEETING

	w	d	h	
MT18	1800	900	720	£220.00
MT20	2000	1000	720	£355.00

Seats 6 to 8.



CIRCULAR MEETING

	w	h	
MTC10	1000	720	£220.00
MTC12	1200	720	£239.00
MTC15	1500	720	£289.00



ELLIPTICAL CONFERENCE

	w	d	h	
MTE2010	2000	1000	720	£315.00

Seats 6.



NOMAD

Straight	w	d	h	
NST	1600	800	720	£239.00
Trapezoidal				
NTR	1600	800	720	£249.00
Semi-circular				
NCR	1600	800	720	£269.00


CONFERENCE TABLES




MODULAR table 8 people

TOP AND LEG FINISHES

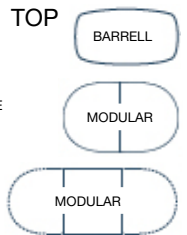
TOPS



LEGS



TOP



TOP AND TABLE FINISHES



WHEN ORDERING PLEASE SPECIFY THE FINISH

TRUMPET BASE

Made of epoxy finish sheet metal, the trumpet leg consists of a 120mm diameter tube and a 76cm diameter base equipped with height adjustable screw jacks. It is attached to the top by inserts and bolts.



CYLINDRICAL LEG

The cylindrical leg is made of 60mm diameter epoxy finish steel. It is equipped with an height adjustable screw jack and is attached to the top by a screw-on plate.



BARREL TABLES



Length

- 6 Trumpet base (x2) **AG04** **£410.00**
- 7 Cylindrical legs (x4)** **AG06** **£255.00**

** With stiffener under the top

MODULAR TABLES



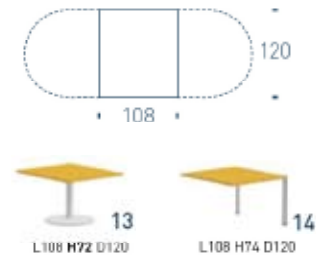
TABLES COMPOSED OF SEMI-OBLONG TOPS L108 D120

infinite extension possibilities by adding modules L108 D120

Length

- 10 Trumpet base (x2) **AG00** **£430.00**
- 11 Cylindrical base (x4) **AF97** **£269.00**

EXTENSIONS



- 13 Trumpet base (x1) **AG01** **£212.00**
- 14 Cylindrical legs (x2) **AF98** **£110.00**

ELANCIA CUSTOMISE YOUR TABLE




ELANCIA 8 people

STRUCTURE

The tops are assembled on cross-panel legs and/or with longitudinal stiffeners for the large models. Metal inserts, screws and eccentric studs are used so that the elements can be assembled and disassembled as required.

FINISH

TOPS



LEG

The leg is made of 25mm thick curved **STRUCTUREX®** panels. It is equipped with 60mm diameter aluminium finish height adjustable screw packs allowing adjustment of up to 10mm.

TOP



OVAL

The oval standard model provides space for 8 people. It consists of two half-oval tops. 1 rectangular extension top, available in 2 lengths L60 or L120, can be inserted between the two half-oval tops, to accommodate 10 to 12 people for a meeting

BARREL

The barrel model provides space for 6 people.



ROUND

The 110cm diameter round model provides space for 4 people.



CABLE MANAGEMENT SOLUTION

On the oval tops, a 16 mm thick **Structurex®** shelf positioned horizontally on support pegs is provided under each oval opening for a power outlet strip to connect PC, overhead projectors, etc. The 240 cm long table has one opening, the 300 and 360 long tables have two.



LEG AND TABLE FINISHES

WHEN ORDERING, PLEASE SPECIFY THE FINISH



ELANCIA TABLES

- ROUND TABLE**
4 people

Ø 110 H74

Length

- Curved cross base **AF943** **£149.00**

- BARREL TABLE**
6 people

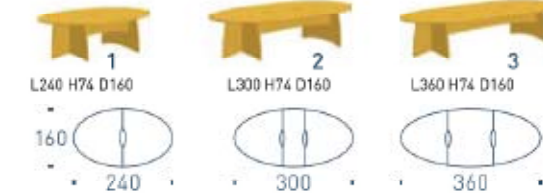
Ø 120 H74

Length

- Panel leg with curved modesty panel matching the top L200 **AF953** **£219.00**

ELLIPTICAL TABLES 8/10/12 people

On 2 curved cross-panel legs connected by a modesty panel matching the top



Length

- 1 L240 8 people **AA203** **£355.00**
- 2 L300 10 people **AA213** **£459.00**
- 3 L360 12 people **AA223** **£499.00**

CONFERENCE TABLE*

The tops are made from 25mm balanced MFC panels with anti-reflection treatment. They are protected by 2mm thick shock-proof edging matching available finishes.

Structure Two half-oval tops are assembled on 2 panel legs and 2 modesty panels.

Legs The legs are made of two T-Structure 25mm melamine panels at each end of the table. They are equipped with 60mm diameter screw jacks allowing adjustment of up to 10mm.

Wiring Solution A 16mm thick melamine shelf positioned horizontally on support pins under each oval opening is provided for a power outlet strip to connect PC, overhead projectors etc. The opening is in the middle of the 240cm long table. On the 300 and 360cm long tables, the openings are centred at the junction between the table and extension.

* Not illustrated